



Trusted Food Processing
for a Well-Fed World.



SCF Style
Nut Roaster

SCF Style Nut Roaster



For continuous processing of nuts and seeds, CPM Wolverine Proctor is the largest manufacturer of nut roasters world wide.

As you investigate equipment for your processes you will find the name Proctor is synonymous with nut roasting.

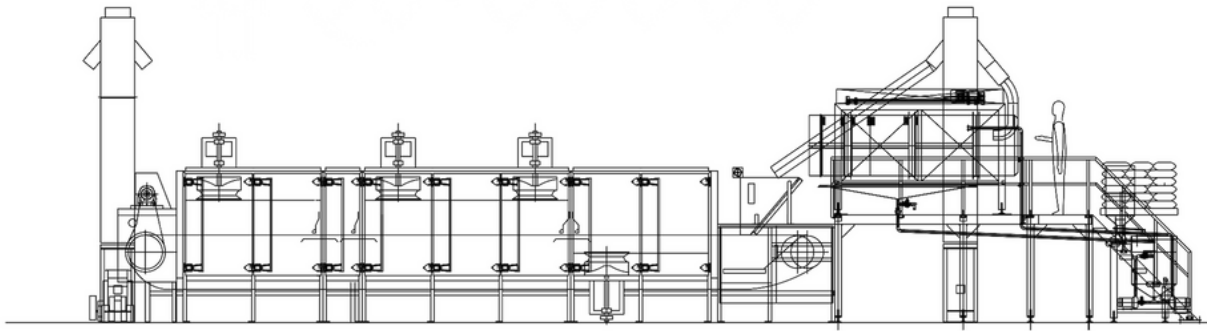
With over 60 years of nut roasting experience, we have developed proven technology and with over 4,500 roasting or drying installations worldwide, global experience.

The roaster can be designed to meet specific requirements, with construction in various amounts of stainless steel, starting from product contact parts only.

Various feed systems are available, including, hopper, oscillating spreader and cross vibratory feeder as are various conveyor cleaning systems.



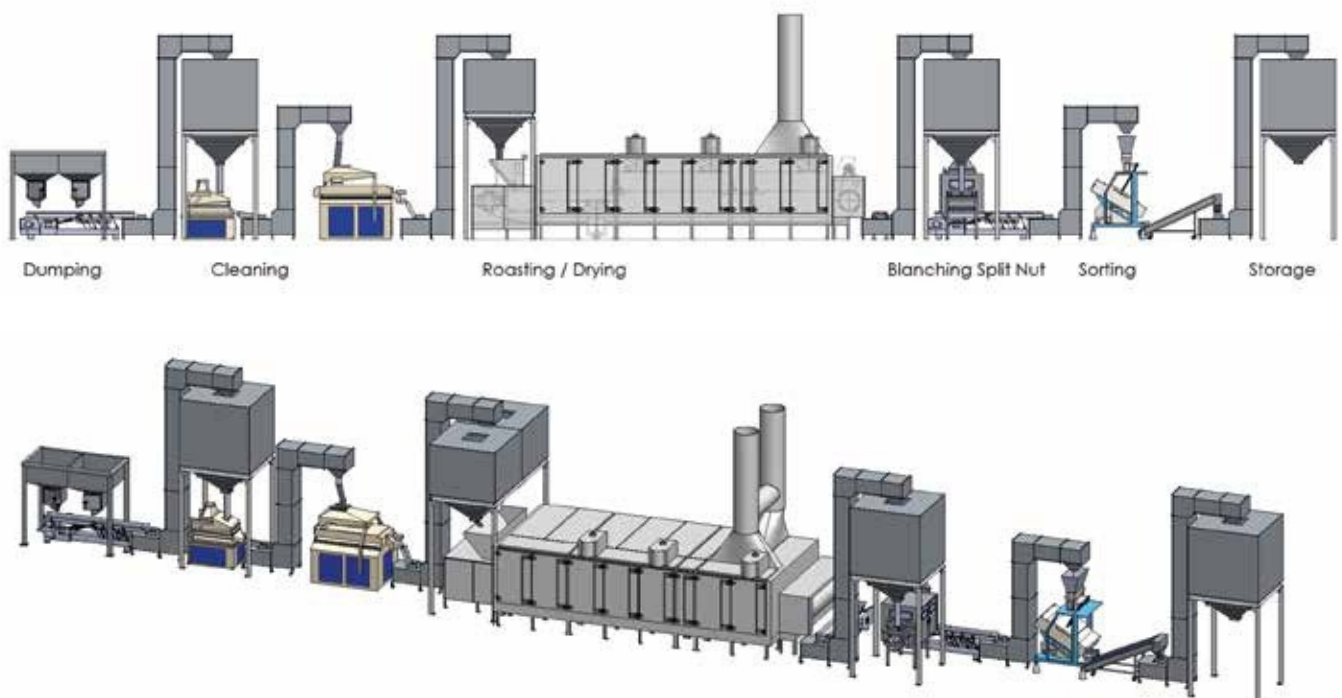
SCF M6000 Nut Roaster
complete with salt/brine line



Available in various models or designed to suit and includes the following advantages:

- Improved operating efficiency with a continuous roasting process
- Gentle product treatment reduces breakage, skins & coating loss
- Maximum access for cleanability
- Uniform roast due to superior air and heat distribution
- Integral cooler stops roasting process at the optimum point
- Processing flexibility allows a wide range of products to be processed on any one roaster

Typical Wolverine Proctor
Nut Roasting Process Line




CPM is a True Partner to Customers Providing Innovative Solutions and **Superior Support.**



CPM's aftermarket service team is there for you very step of the way. From installation, start-up, maintenance and spare parts, CPM's team of experts has a solution for your equipment and process needs. Our team can also fine-tune the operations of your machine, increase production, improve quality and minimize downtime.

Solutions and Benefits


- Dedicated, experienced team to manage your requirements.
- Keep equipment optimized with service agreement to avoid downtime.
- Capability to service and manufacture parts for other OEM's.



Equipment

- Conveyors, coolers and dryers
- Jetzone and fluidized bed type systems
- Flaking, pellet and shredding mills
- Wider process line equipment

Let us Test it **For You**



Innovation Center

With our extensive inventory of processing equipment, our state-of-the-art tech centers offer a range of applications. We can replicate existing processes and develop new processes, allowing us to accurately evaluate a variety of your products and materials. Facilities can also be hired for carrying out confidential product development trials as required.

Skilled engineers and experienced process technologists are located at every tech center. After testing, they'll provide you with data-driven recommendations to optimize your operation.

Available Equipment

- Continuous fluid bed
- Impingement ovens
- Thru circulation dryers
- Belt grills
- Mixers
- Steam kettle
- Extruders (twin screw, auger and rolling)
- Granulator
- Fitzmill, slicer
- Peeler
- Fryer
- Cooler
- Boiler
- Enrobers
- Vacuum filter
- Squeeze rolls
- Centrifuge

Available Testing and Evaluation

- Continuous
- Batch
- Moisture contents
- Water activities
- Brix analysis
- Sieve analysis
- Heat transfer analysis
- And more

CPM Wolverine Proctor LLC
251 Gibraltar Road
Horsham, PA 19044
wolverineproctor.sales@cpm.net
(215) 443-5200
onecpm.com